



Merge an entire Patient Chart to a single PDF document...

<input checked="" type="checkbox"/>	Progress Note (Progress Note)	4/2/2008	Lauraitis, Becky	Final	Preview
<input checked="" type="checkbox"/>	Follow Up	3/26/2008	Ling, Yun	Final	Preview
<input checked="" type="checkbox"/>	Physical Therapy Note	3/26/2008	PETERSON, RAY	Final - Signature	Preview
<input checked="" type="checkbox"/>	AF Consultation	3/14/2008	Ling, Yun	Final - Signature	

File Location: C:\inetpub\wwwroot\EHRPortal\output\394636

Merge to Single File Merge File Name: Merge_MRN394636.pdf



...using the Chart2PDF add-on for Allscripts Enterprise EHR

SIMPLIFY... by merging Patient CCR, Results, Notes & Images to PDF in one click
AUTOMATE... by scheduling overnight (offline) production of Patient Charts
PERSONALIZE... by presenting a Chart Table of Contents and Photo ID

The Chart2PDF simplifies Enterprise EHR users' jobs. Offered exclusively through *EHR Integration Services*

Chart2PDF is a third party web-based application offered through *EHR Integration Services*. This add-on gives Allscripts Enterprise EHR (formally TouchWorks) users the ability to print or export entire patient charts from Enterprise EHR to a single PDF. This includes CCRs, Results, images and any other documents displayed on the patient's chart list.

It allows users to search for a patient in Enterprise EHR, select which chart items they wish to convert to PDF, and then merge all of their documents and images for that patient into a single PDF. Chart preview, printing or saving is easy. Offline scheduling of Chart production is also possible.

End Users' Frustration

Currently, Enterprise EHR users who wish to export their patient charts to PDFs must deal with the frustration of sending each chart document as an individual print job.

Current PDF solutions are not able to overcome this problem, so users end up having to press enter for every page being printed. This makes the printing of multiple PDFs a time consuming and frustrating experience.

Users Expect Productivity

Enterprise EHR users have said they want to increase productivity when it comes to handling patient charts. They expect to be able to print out a patient chart to PDF effortlessly. It should be a one click process so users aren't wasting countless hours.

The Solution: Chart2PDF

Chart2PDF is the answer to this time-consuming and costly experience.

With Chart2PDF, Enterprise EHR users can merge all patient documents, images, CCR and Results into a single PDF for printing or saving – with a single click. A chart cover page, Table of Contents and Patient Photo ID make the patient chart personalized and professional. PDF password protection makes the output secure. A scheduling feature for offline or overnight chart production means charts can easily be generated—anytime.

Handing patients their documents or even burning them to CD for immediate patient access just got much easier with Chart2PDF.


Here's how the Chart2PDF works...

Choose which chart documents to convert to PDF: The user logs in through a web browser and searches for the patient whose chart they wish to convert. For that patient, the user selects which notes, images, CCRs and Results they wish to convert to PDF. The user has the ability to choose all chart documents with a single click. Searching and chart functionality replicates Enterprise EHR to make the user experience and training seamless.

Preview, print, and save as PDF documents: The user can preview any of the chart documents, and choose whether to print as a PDF or save the chart document as a PDF to their desired location. When saving all or several chart documents to PDFs, the user chooses the location where they would like to save the files. A subfolder for that specific patient MRN is automatically created, and Chart2PDF places the PDF files in that patient's folder.

Merge chart documents to a single PDF: The user even has the ability to create a merged file which merges all of the selected chart documents to a single PDF, along with a customized cover page (with Photo) and a Chart Table of Contents.


Schedule chart production offline: The Chart2PDF scheduling feature allows an automated way for patient charts to be generated, run offline and written to the file system. This is a good solution for EMR downtime situations, chart audits or bulk exporting of patient chart information for external partners or insurance companies.

Patient Chart 

Date/Time Generated: 6/23/2009 9:40:51 AM
Central Standard Time

Patient Chart For:
Thomas Magnum
Robin's Nest
O'ahu, HI 60554

Patient Chart Provided By:
EHR Integration Services
2689 Pine Grove Road
Skaneateles, NY 13152
315.707.7843



"I've been hearing many Enterprise EHR users ask for the ability to print out the entire patient chart to a single PDF in a single click. Until now, they've had to deal with printing individual PDF print jobs- one for each item on the chart list. There was no effort-less and easy solution. Now, there is."

**Brad Benson, Chart2PDF Developer,
EHR Integration Services**



Table of Contents 


Chart Item	Encounter Date	Owner	Page
CCR	6/23/2009		3
SS Table Fix Communication Note	2/23/2009	Testuser, Allscripts	5
Communication Note	2/23/2009	Testuser, Allscripts	6
TIU RTF Fix Communication Note	2/23/2009	Testuser, Allscripts	7

CCR - 6/23/2009 

Owner: None | Patient: TEST, 1

CCR

Continuity of Care Record



ALLSCRIPTS

Patient Detail for FIRSTN LASTN

Contact	FIRSTN LASTN	Date Of Birth	1965-01-01
Address	123 Main Street PROVO, UT, 84601	Gender	Female
Phone	(919)555-1212Home		

Problems

Type	Description	Date	Status	Frequency	Duration
Diagnosis	Train Derailment Without Preceding Collision (E802.9)		Active		
Diagnosis	Disease Borderline Benign Essential Hypertension 09 Oct 2002 Fair Control; Bilateral (401.1)	09 Oct 2002	Active		
Problem	Family history of Seasonal Spacecraft Accident Severely exacerbated		Active		
Problem	Knee Pain Elicited By Motion Wilson's Test Left		Active		
Problem	Somatic Dysfunction Cervical Spine C___ Extended		Active		
Diagnosis	Nausea (787.02)		Active		
Problem	Feeling An Alien Urge To Be In Motion (Akathisia)		Active		
Diagnosis	Rectal Stricture (569.2)		Active		
Diagnosis	Rectal Stricture (569.2)		Active		



System Requirements

NOTE: A dedicated server is required
(Certified on Virtual Server)

Web Server Specifications:

- Windows Server 2003; IIS installed
- .NET 2.0 or above framework
- ASP .NET AJAX 1.0 framework (add-on to .NET 2.0)
- 4 GB RAM; 2 GHZ processor or above
- Web files space: ~50 MB
- Output files space: varies based on charts converting and quality of images; estimate 50MB/patient for a 200 page chart (Single Merge File Only)
- PDF Reader Application (Adobe, etc.) is required to view, but not to create documents.

Database Server Specifications:

- SQL Server 2005 Standard or higher; Must be installed on Works database server and same instance
- Typical Data File size: Budget ~20MB (current size is 4 MB)
- Typical Log File size: Budget ~10MB (current size is 2MB)

Costs and Support

*Please contact us directly
for Licensing and Maintenance pricing.*

Chart2PDF Implementation Process

High Level Implementation steps for the Chart2PDF solution

1. Statement of Work: The Chart2PDF implementation project will be scheduled upon receipt of a signed Statement of Work.
2. Verify server set-up: Once the Server Requirements are met, we will inspect your servers to verify compliance.
3. Review configuration options: We will review with you various set-up options, such as users, output locations, etc.
4. Deploy to Test: Once the configuration options are determined, we will deploy to the server, configure set-up to customer specifications, and integrate with Allscripts Enterprise *Test* environment.
5. Unit test: We will then perform initial unit testing to verify all functions are running properly.
6. Training: Once testing is complete, we will train your users on how to take advantage of all the Chart2PDF features.
7. Re-deploy to Production: Lastly, we will re-deploy, configure and test Chart2PDF integration with the Allscripts Enterprise *Production* environment.
8. On-going support: Once Chart2PDF is in production, your annual Support Agreement ensures any questions or problems associated with the Chart2PDF product are handled by the EHR Support Team.

Weekly Status Reports during the length of the project ensure constant communication with the customer.

Typical turnaround time from server-ready status to GO LIVE is 30 days.

Contact us for more information

*Email: sales@ehr-integration.com
Phone: 315-707-7843 ext 102
Website: www.ehr-integration.com*